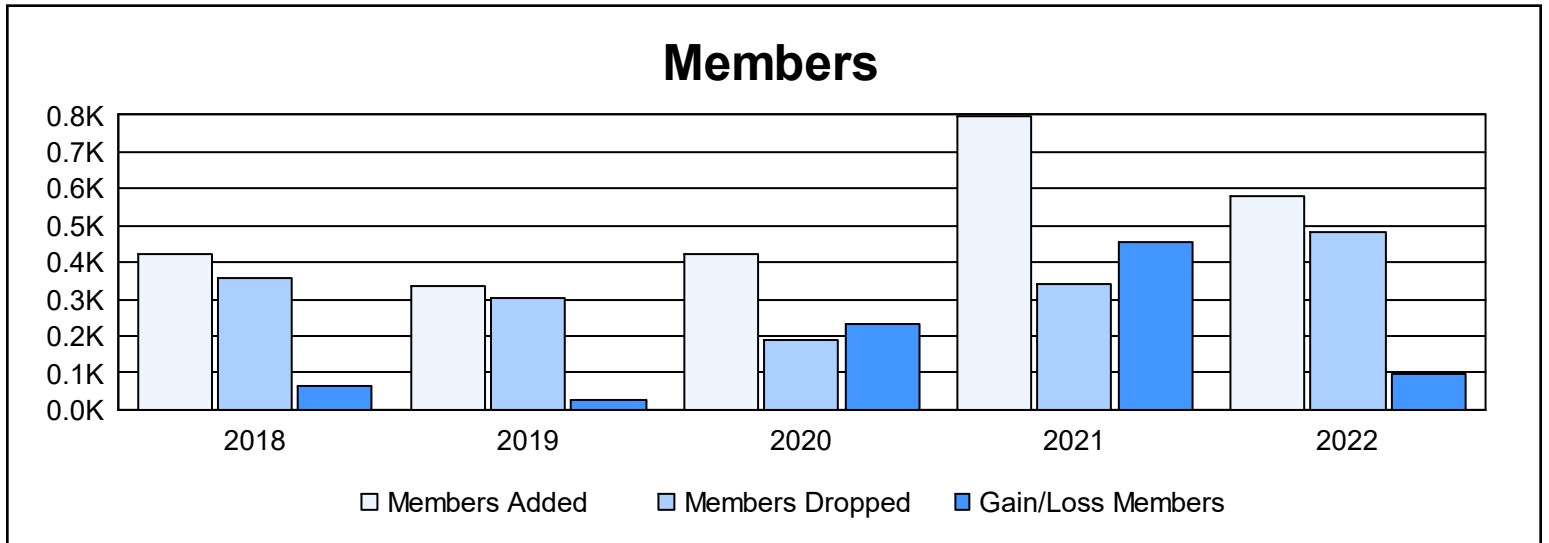
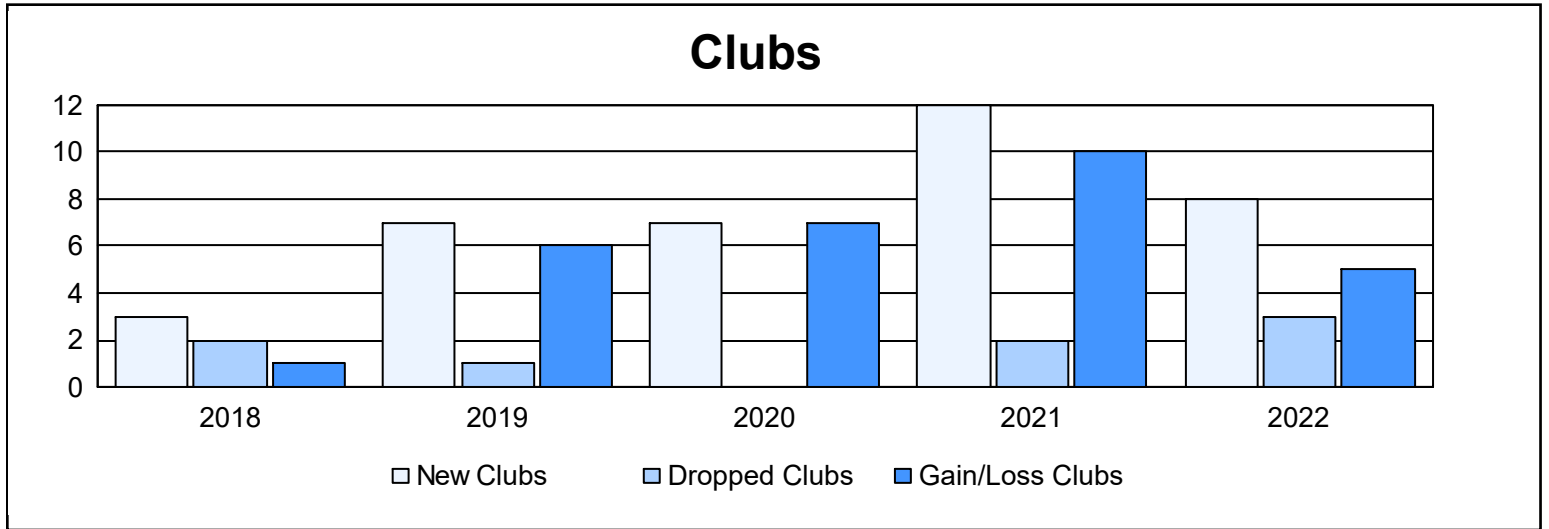
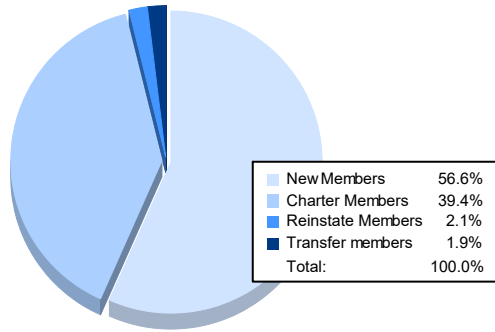


| Year           | New Clubs | Dropped Clubs | Gain/ Loss Clubs | New Members | Charter Members | Reinstate Members | Transfer Members | Total Member Added | Total Members Dropped | Gain/ Loss Members |
|----------------|-----------|---------------|------------------|-------------|-----------------|-------------------|------------------|--------------------|-----------------------|--------------------|
| 2017-2018      | 3         | 2             | 1                | 318         | 85              | 13                | 8                | 424                | 360                   | 64                 |
| 2018-2019      | 7         | 1             | 6                | 151         | 165             | 15                | 2                | 333                | 305                   | 28                 |
| 2019-2020      | 7         | 0             | 7                | 207         | 211             | 3                 | 0                | 421                | 187                   | 234                |
| 2020-2021      | 12        | 2             | 10               | 455         | 320             | 17                | 5                | 797                | 342                   | 455                |
| 2021-2022      | 8         | 3             | 5                | 328         | 228             | 12                | 11               | 579                | 484                   | 95                 |
| <b>Average</b> | <b>7</b>  | <b>2</b>      | <b>6</b>         | <b>292</b>  | <b>202</b>      | <b>12</b>         | <b>5</b>         | <b>511</b>         | <b>336</b>            | <b>175</b>         |



### Membership Composition June 2022 Cumulative



### Gender Composition June 2022 Cumulative

